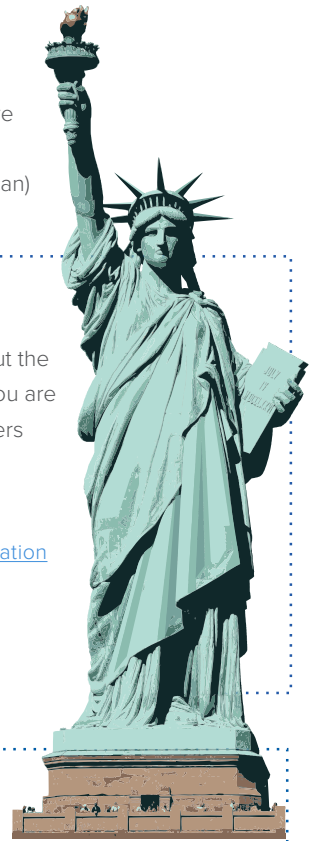


U.S. bar admission checklist

State bar admission checklist for non-U.S. law graduates, lawyers and U.S. LL.M. students

The U.S. bar admission process is lengthy and intricate, but we're here to guide you. There are many steps involved and as the date of the exam nears, filing fees increase. Start at least a year (or more, if you can) in advance of the bar exam date.



☐ Confirm your eligibility to sit for a U.S. bar exam

Foreign educated lawyers and law graduates may take the bar examination in several U.S. states but the requirements vary from state to state. If you wish to sit a U.S. bar examination, first make sure that you are eligible to do so. Traditionally, the most common and easily accessible jurisdictions for foreign lawyers have been California, Illinois, New York, and Texas.

Please visit the website of the state bar exam for which you'd like to sit for more information:

- **California:** www.calbar.ca.gov/Admissions/Requirements/Education/Legal-Education/Foreign-Education
- **Illinois:** www.ilbaradmissions.org/appinfo.action?id=3
- **New York:** www.nybarexam.org/Foreign/ForeignLegalEducation.htm
- **Texas:** ble.texas.gov/bar-exam-application?keyword=foreign

☐ Create a NCBE account | before bar exam application



My NCBE number

You are required to create a NCBE Account that comes with a unique NCBE Number for identification purposes. You will need this number to be able to take the MPRE (Multistate Professional Responsibility Exam) and the MBE (Multistate Bar Exam), which are developed by the NCBE (National Conference of Bar Examiners). The MBE is required in every jurisdiction except Louisiana.

Most people create an account when registering for the MPRE.

Here's where to register with the NCBE: www.ncbex.org/exams/mberegistration

☐ Apply for the bar exam | by the fall/spring deadlines


Bar exam filing deadline

Each jurisdiction independently decides who may sit for their bar exam and who may be ultimately admitted. You must complete an application to sit your state's bar exam. Your state may have unique, state specific application requirements. Some states also require an additional state law course or exam as part of their admissions requirements. Note that applying for eligibility to sit for the bar exam is a different and separate process.



For more information, download the free **BARBRI Bar Exam Digest** for International Lawyers, Law Graduates & LL.M.s

barbri-prep.com/extended-bar-course/bar-exam-digest



☐ Pay attention to the filing fees | deadlines vary



Timely application:	Date _____	Fee \$ _____
Laptop registration:	Date _____	Fee \$ _____
Character & Fitness:	Date _____	Fee \$ _____

It's important to think ahead on how you will pay for your state's bar exam fees. There's typically a bar exam fee, on-motion application fee, character and fitness fee, laptop/software fee and more.

☐ Complete the Character and Fitness Application | start early and expect challenging questions



Moral character application deadline

You will be required to submit the Character and Fitness Application. Some states require that you submit this application before you can take the bar exam and other states allow you to submit it afterward. You will be asked to disclose details about your academic, work and financial history, as well as include references, any criminal record and civil proceedings. Candor is key. It can be an extensive process so give yourself enough time to gather the required information. If you have previously submitted a Character and Fitness application, you may need to submit an update depending on your state's requirements.

☐ Sign notarized Authorization and Release (A&R) form



A notarized A&R provides character and fitness analysts the authority to perform a full background check on you. You'll need to print this form and sign it in the presence of a notary. Depending on your state/jurisdiction, you can upload the A&R to your online account or mail it postmarked no later than the filing deadline for the bar exam. Your bar exam application will not be accepted without a signed and notarized A&R form.



Most passes



Most personalized



Most points



Most students

☐ Select bar prep | pass the bar

We want to be your trusted bar prep partner. We've spent over 50 years optimizing and investing in our bar review course. That's a proven track record. And that's why every minute you spend with BARBRI statistically increases your chances of passing.

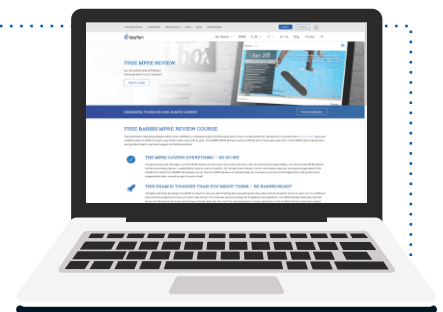


Discover the right BARBRI bar prep option for you
at: barbri.com/bar-review-course.

☐ Take the MPRE | required in all but two U.S. jurisdictions

Exam date Registration deadline

The MPRE (Multistate Professional Responsibility Examination) is a two-hour, 60-question multiple-choice exam developed by the NCBE and administered three times a year in March, August and November. A passing MPRE score is required for admission to the bars of all but two U.S. jurisdictions — Wisconsin and Puerto Rico.



Depending on the state/jurisdiction, you will be required to achieve a passing score on the MPRE within a specified time either prior to sitting or after passing the bar exam.

You can register for the free BARBRI MPRE Review Course here: barbri.com/mpre-review